

Fairmatic Integration

Simple Setup, Big Benefits

Fairmatic enables fleets to **unlock savings** on their premium by empowering **safe driving**.

Fairmatic uses smartphone technology to gather & analyze driving behavior and provide driver-specific safety tips that reduce risks and improve driving performance

Implementation is simple.



Method 1

Company-Issued Devices

COMPANY-ISSUED PHONES

Download the Fairmatic app

Company-issued phones receive an SMS invitation to download the Fairmatic app.

Fairmatic's connected technology intelligently pre-populates driver information in the app. Just click "**Sign In**".

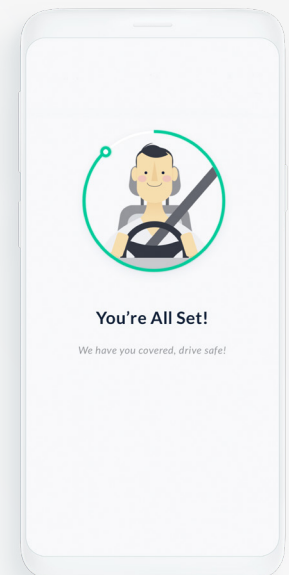

MANUAL SETUP

In some cases, manual setup is required. If so, follow these steps:

Step 1: Copy the URL from the SMS

Step 2: On the app, select Manual Setup

Step 3: Paste the URL



Method 2

Personal Devices

PERSONAL PHONES

Download the Fairmatic app

Individual drivers receive an SMS invitation to download the Fairmatic app on their mobile devices

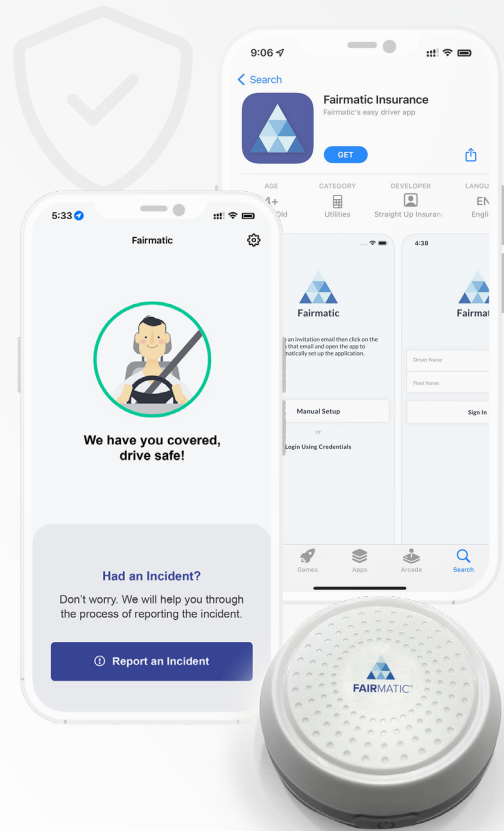
Fairmatic's connected technology intelligently pre-populates driver information in the app. All you need to do is click "Sign In".

THE FAIRMATIC BEACON

Fairmatic issues a small Bluetooth beacon to differentiate between personal and work trips. The beacon is already configured and ready to use – simply place it in your glove box.

Personal data will not be stored or analyzed.

! Bluetooth must be enabled on the phone to automatically detect the beacon.



Method 3

Software Development Kit

An additional, seamless method to implement Fairmatic's telematics is through a Software Development Kit (SDK). Fairmatic would work with the insured's internal development team to implement the SDK as they typically would.

Driving data is gathered and analyzed according to three insurance risk periods. To successfully capture these insurance risk periods and utilize the insurance product, you must collect driving data, which you do by integrating the Fairmatic SDK into your app.

Period 1:

The driver is logged into the mobile application and is available for ride requests but isn't matched with an occupant yet.

Period 2:

The driver is on the way to pick up a passenger.

Period 3:

The driver has completed the pick-up, and the driver's vehicle is occupied.



After developers integrate the SDK, they need to follow through and implement insurance API calls and use the integration checklists to verify everything is set up correctly.

Reward safer fleets with savings by choosing Fairmatic.

www.fairmatic.com

Straight Up Insurance Services, LLC (California License #0L02394) offers insurance products and services for both licensed insurance companies and surplus lines insurance companies. Straight Up Insurance Services LLC is not an insurance company, but acts as an insurance agent or a surplus lines insurance broker for certain insurance companies. Straight Up Insurance Services LLC is paid commissions and may receive other performance-based compensation for its services from insurance companies. The compensation received by Straight Up Insurance Services LLC may vary by insurance company. Not all insurance products and services are available in all states. Insurance rates are subject to change